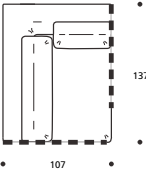
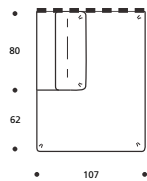
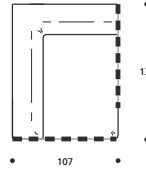
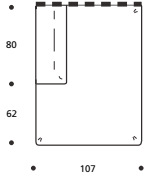
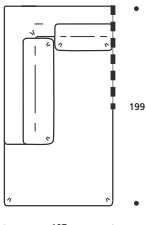
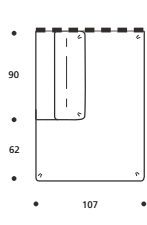
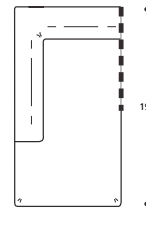
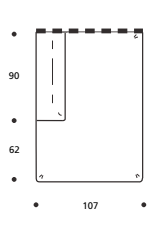
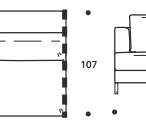
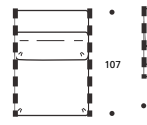
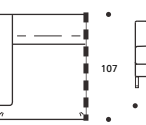
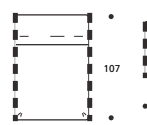
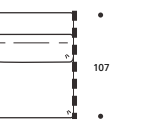
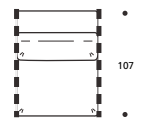
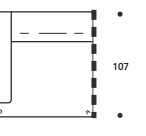
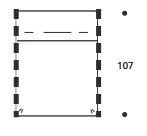
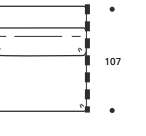
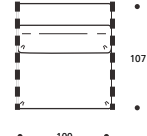
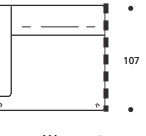
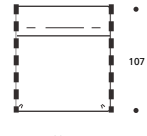
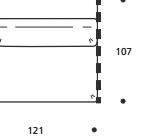
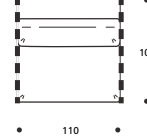

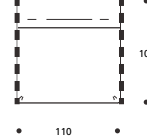
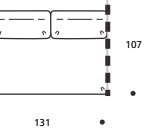
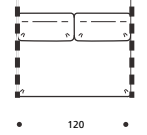
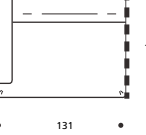
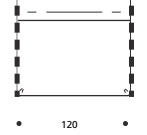
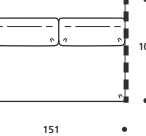
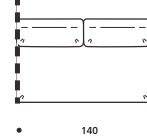
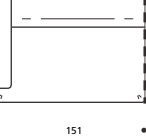
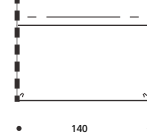






blog107 programma

 <p>Art. 1795 ANGOLO / TERMINALE 107X137 DX/SX CON CUSCINI SCHIENALE DIMENSIONI: 107 X 137 X H. 84</p>	 <p>Art. 1797 TERMINALE 142 DX/SX CON CUSCINO SCHIENALE DIMENSIONI: 107 X 142 X H. 84</p>	 <p>Art. 1775 ANGOLO / TERMINALE 107X137 DX/SX DIMENSIONI: 107 X 137 X H. 68</p>	 <p>Art. 1777 TERMINALE 142 DX/SX DIMENSIONI: 107 X 142 X H. 68</p>
 <p>Art. 1796 TERMINALE AD ANGOLO 199 DX/SX CON CUSCINI SCHIENALE DIMENSIONI: 107 X 199 X H. 84</p>	 <p>Art. 1798 TERMINALE 152 DX/SX CON CUSCINO SCHIENALE DIMENSIONI: 107 X 152 X H. 84</p>	 <p>Art. 1776 TERMINALE AD ANGOLO 199 DX/SX DIMENSIONI: 107 X 199 X H. 68</p>	 <p>Art. 1778 TERMINALE 152 DX/SX DIMENSIONI: 107 X 152 X H. 68</p>
 <p>Art. 1780 ELEM. 91 DX/SX CON CUSCINO SCHIENALE. DIMENSIONI: 91 X 107 X H. 84</p>	 <p>Art. 1786 ELEM. CENTRALE 80 CON CUSCINO SCHIENALE DIMENSIONI: 80 X 107 X H. 84</p>	 <p>Art. 1760 ELEM. 91 DX/SX DIMENSIONI: 91 X 107 X H. 68</p>	 <p>Art. 1766 ELEM. CENTRALE 80 DIMENSIONI: 80 X 107 X H. 68</p>
 <p>Art. 1781 ELEMENTO 101 DX/SX CON CUSCINO SCHIENALE DIMENSIONI: 101 X 107 X H. 84</p>	 <p>Art. 1787 ELEM. CENTRALE 90 CON CUSCINO SCHIENALE DIMENSIONI: 90 X 107 X H. 84</p>	 <p>Art. 1761 ELEM. 101 DX/SX DIMENSIONI: 101 X 107 X H. 68</p>	 <p>Art. 1767 ELEM. CENTRALE 90 DIMENSIONI: 90 X 107 X H. 68</p>
 <p>Art. 1782 ELEMENTO 111 DX/SX CON CUSCINO SCHIENALE DIMENSIONI: 111 X 107 X H. 84</p>	 <p>Art. 1788 ELEM. CENTRALE 100 CON CUSCINO SCHIENALE DIMENSIONI: 100 X 107 X H. 84</p>	 <p>Art. 1762 ELEM. 111 DX/SX DIMENSIONI: 111 X 107 X H. 68</p>	 <p>Art. 1768 ELEM. CENTRALE 100 DIMENSIONI: 100 X 107 X H. 68</p>
 <p>Art. 1783 ELEMENTO 121 DX/SX CON CUSCINO SCHIENALE DIMENSIONI: 121 X 107 X H. 84</p>	 <p>Art. 1789 ELEM. CENTRALE 110 CON CUSCINO SCHIENALE DIMENSIONI: 110 X 107 X H. 84</p>	 <p>Art. 1763 ELEM. 121 DX/SX DIMENSIONI: 121 X 107 X H. 68</p>	 <p>Art. 1769 ELEM. CENTRALE 110 DIMENSIONI: 110 X 107 X H. 68</p>
 <p>Art. 1784 ELEMENTO 131 DX/SX CON CUSCINO SCHIENALE DIMENSIONI: 131 X 107 X H. 84</p>	 <p>Art. 1790 ELEM. CENTRALE 120 CON CUSCINO SCHIENALE DIMENSIONI: 120 X 107 X H. 84</p>	 <p>Art. 1764 ELEM. 131 DX/SX DIMENSIONI: 131 X 107 X H. 68</p>	 <p>Art. 1770 ELEM. CENTRALE 120 DIMENSIONI: 120 X 107 X H. 68</p>
 <p>Art. 1785 ELEMENTO 151 DX/SX CON CUSCINO SCHIENALE DIMENSIONI: 151 X 107 X H. 84</p>	 <p>Art. 1791 ELEM. CENTRALE 140 CON CUSCINO SCHIENALE DIMENSIONI: 140 X 107 X H. 84</p>	 <p>Art. 1765 ELEM. 151 DX/SX DIMENSIONI: 151 X 107 X H. 68</p>	 <p>Art. 1771 ELEM. CENTRALE 140 DIMENSIONI: 140 X 107 X H. 68</p>
 <p>Art. 0133 CUSCINO A GIRO 40X40 DIMENSIONI: 40 X 40 X H. 5/13</p>	 <p>Art. 0132 CUSCINO A GIRO 50X45 DIMENSIONI: 50 X 45 X H. 7/16</p>	 <p>Art. 0131 CUSCINO A GIRO 60X45 DIMENSIONI: 60 X 45 X H. 7/16</p>	 <p>Art. 0130 CUSCINO A GIRO 50X50 DIMENSIONI: 50 X 50 X H. 8/18</p>